

Unit 3

Economic and Environmental Links




A horizontal bar with a blue border and a yellow fill, divided into five segments of varying lengths. Below the bar is a large, empty rectangular box with a thin black border, intended for a title or subtitle.

Unit Goals



- **Examine primary, secondary, tertiary and high-tech industries**
- **Analyze ways that Canadians use resources in Canada**
- **Show that you know some of the important environmental issues affecting Canada**
- **Understand how human choices can affect the environment both negatively and positively**
- **Analyze tourism patterns in Canada and other countries**

INDUSTRY



3 Types of Industry



- **Canada has 3 types of industry:**
- **Primary- “Getting the resources”**
- **Secondary- “Making Things”**
- **Tertiary- “Providing Services”**

Primary Industries



- **Are industries that produce raw materials that are eventually processed or manufactured into finished products**
- **5% of the Canadian workforce is engaged in Primary Industry**
- **Canada's largest Primary Industry is Agriculture**
- **Canada has four important primary industries:**

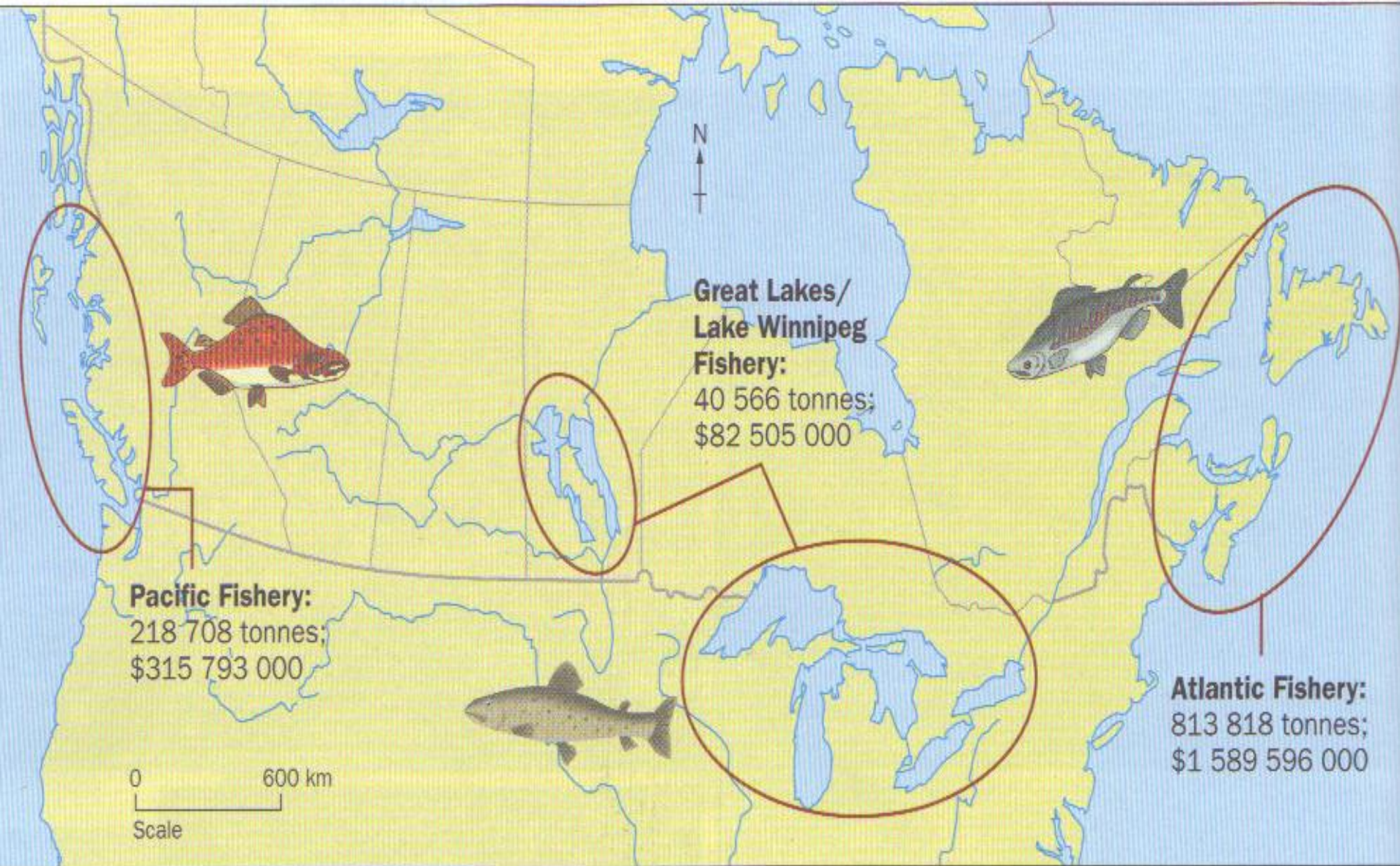


The Fisheries

The background of the slide features a light tan color with faint, stylized silhouettes of people engaged in various activities, including fishing and water sports. A horizontal bar with a grey base and three yellow rectangular segments is positioned below the title.

- **The fisheries are commercial fishing operations, not private recreational fishing.**
- **Major Canadian fisheries take place in the Atlantic and Pacific Oceans and in the fresh waters of the Great Lakes and Lake Winnipeg**

The Fisheries: Locations



▲ **Figure 9.3:** The weight and monetary value of the fish caught in Canada in 1999

The Fisheries



- **Fishers sell their catch to seafood companies for processing and shipping to markets**
- **For various reasons the populations of some fish species have dropped substantially**
- **Why?**
- **Overfishing, Global Warming, Technology**

The Fisheries



Fish Processing

- **Fishing industry also processes, ships and sells seafood products**
- **Canadian seafood companies purchase fish from Canadian fishers to bring to markets**

The Fisheries



Aquaculture

- **Fish Farming**
- **Grow fish and other seafood products**
- **Trout, Salmon, Oysters, Mussels, Clams**
- **In 1999 \$558 million dollars**

Forestry

Taking Out The Trees

- In 2000 over \$57 billion was invested into Canadian forestry companies to pay for:

Buildings



Forestry

Machinery



Forestry

Transportation



Forestry

Employees





**T.C.
İSTANBUL VALİLİĞİ
İl Çevre ve Orman Müdürlüğü**

TEHLİKELİ YÜK TAŞIYAN FİRMALAR İÇİN YETKİ BELGESİ

Belge Numarası : 2004-15-F

31 / 12 / 2004

1. Firmanın adı, adresi, telefon ve faks numaraları:
Madeş Metal San. Ve Tic. Ltd. Şti.
Topçular Cicoz Yolu No: 20 Rami / İSTANBUL
Tlf: 0 212 567 77 94 Fax: 0212 544 47 10
2. Firma sahibinin /sahiplerinin adı, adresi, telefon numarası
Yusuf VURAL, Ozan VURAL, Emine VURAL
4. Levent Konaklar Mah. Armakent Sitesi Blok No: 1-A D: 12 Beşiktaş/İSTANBUL
Tlf: 0 212 567 77 94 Fax: 0212 544 47 10
3. Tehlikeli yük taşımaya uygun donanıma haiz nakliye aracı sayısı
1 adet 1997 model Ford marka, Cargo 2520 tipi tenteli sac kasa kamyon
4. Firmanın lisanslı araç plakası
34 GOF 44
5. Taşınacak tehlikeli yüklerin tehlike sınıfı numaraları
H3, H4.1, H6.1, H12, H13
6. Yukarıda belirtilen firma, ulusal / uluslararası tehlikeli yük taşımacılığı yapmak üzere yukarıda
5. maddede verilen tehlike sınıflarına giren **tehlikeli yükleri taşımak için gerekli teknik özellik ve donanımlara haiz araca sahiptir.**
7. Bu Yetki Belgesi **31 / 12 / 2007** tarihine kadar geçerlidir.
Doç.Dr. Mehmet Emin Bülent
Vali
İl Müdürü
8. Yetki belgesinin geçerliliği / / tarihine kadar uzatılmıştır.

Not : (a) Her araç için ayrı bir Yetki Belgesi alınacaktır.

(b) Araç servisten çıkarıldığında, araçta bir değişiklik yapıldığında, 4. maddede belirtilen kurum / kuruluşların dışında diğer şahıslara devredildiğinde ya da Yetki Belgesinin geçerlilik süresi sona erdiğinden Yetki Belgesi İstanbul Valiliğine geri verilecektir.

Sirkeci , Mimar Kemalettin Caddesi No: 2 EMINÖNÜ 34430 – İSTANBUL
Telefon: 212 519 49 15 (pbx) Faks: 212 520 13 60 www.istanbulcevor.gov.tr
Maslak Telefon : 212 262 11 37 – 212 262 25 10 Faks : 262 51 79
e-posta : istanbul@cevreorman.gov.tr / bilgi@istanbulcevor.gov.tr



Forestry: Trees in our Forests



- **2 kinds**

Coniferous Trees

- **Cone bearing**
- **Needle leaves**
- **Ex Pine, Spruce**

Deciduous

- **Lose their leaves every year**
- **Ex..maple, birch**

Forestry: Characteristics of Forests

- **Commercial and Non Commercial Forests:**

Commercial

- **Those which have trees that can be harvested profitably**
- **Exist in warmer, wetter areas of Canada where trees grow large relatively quickly**
- **These forests are near:**

Forestry: Characteristics of Forests

Roads



Forestry: Characteristics of Forests

Railways



Forestry: Characteristics of Forests



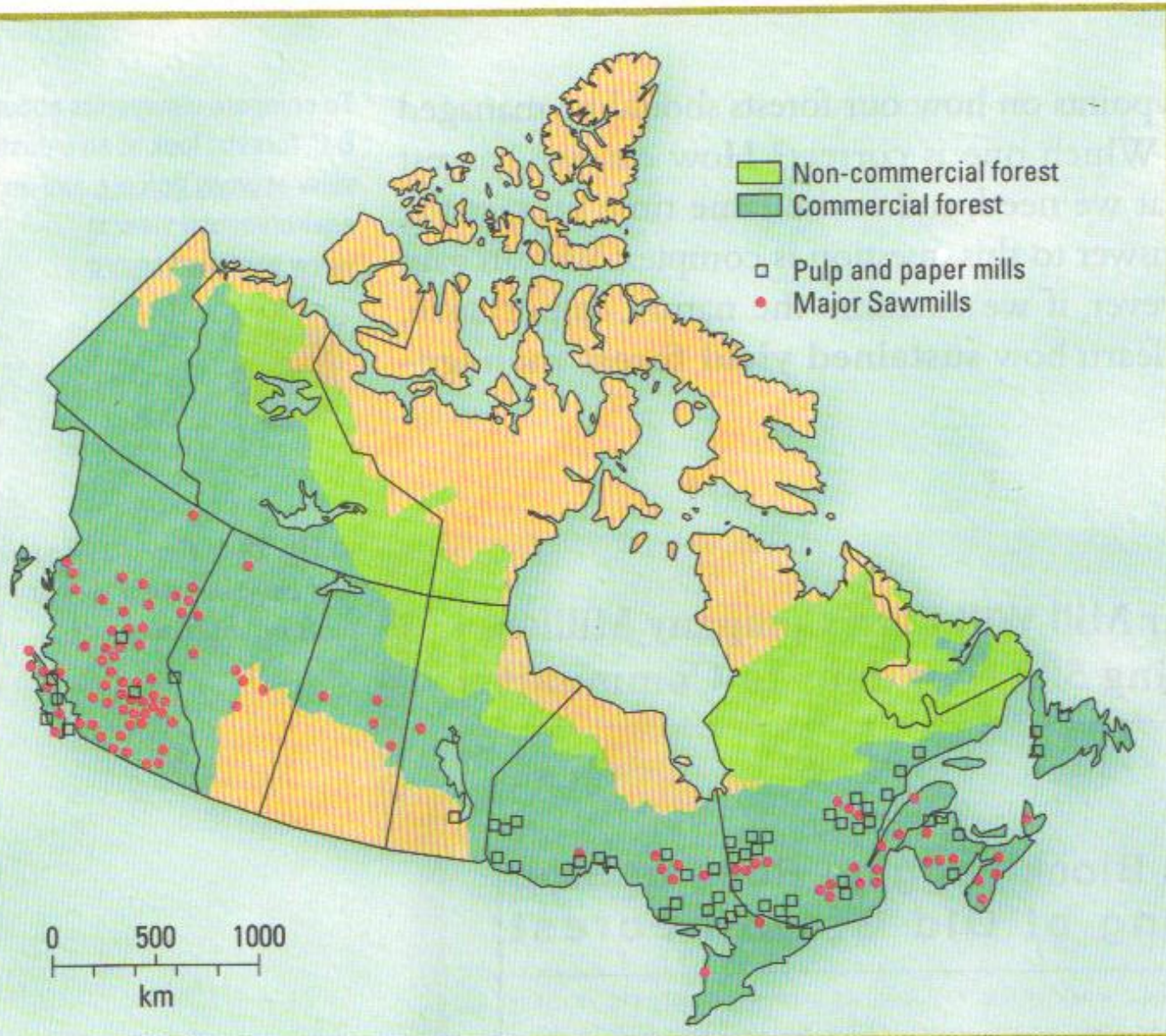
Waterways

Forestry: Characteristics of Forests

The background of the slide features a light tan color with faint, stylized silhouettes of various forest-related activities. These include a person climbing a tree, a person using a chainsaw, a person carrying a log, and a person using a chainsaw on the ground. The silhouettes are arranged in a way that suggests a dynamic and active forest environment.

- **Timber can be easily shipped to markets in Canada and abroad.**
- **Half of Canada's productive forests are accessible by road and can be logged**

Forestry: Characteristics of Forests



◁ [REDACTED] Canada's commercial and non-commercial forests and the location of sawmills and paper mills

Forestry: Characteristics of Forests

Non-Commercial Forests

- **Those that are unlikely to be cut down for industrial use**
- **Temperatures and precipitation levels are too low to allow a lot of trees to grow quickly or at all**
- **Too far from Canadian and export markets to make timber transportation costs economical**

Forestry: Economic Impact



- **Forest industry produces lumber, pulp and paper and other forest products**
- **Worth about \$85 billion dollars per year**

Forestry: Logging Operations

